

GRADE NURSERY CURRICULUM
ACADEMIC SESSION 2023-24



**GENERAL
AWARENESS**

TERM I		
MONTH	TOPICS	LEARNING OUTCOMES
APRIL/MAY	<p>Marvelous Me - Myself</p> <ul style="list-style-type: none"> • Name/age/ class/section • Favorite things (food, color, toy, activity) • My feelings- Happy, Sad, Surprise and Angry <p>My Body</p> <ul style="list-style-type: none"> • Body parts and their functions • Sense organs • Life skills- Personal hygiene and good habits <p>My Family</p> <ul style="list-style-type: none"> • Family tree • Names of family members • Type of family -Joint/Nuclear family <p>My Home</p> <ul style="list-style-type: none"> • Types of Houses- Kuccha/Pucca house • Materials used to build different types of houses • Different rooms in a house <p>My School</p> <ul style="list-style-type: none"> • Name of the School/ Principal/ Headmistress • Familiarity with common areas of school • Class rules • Teachers and classmates 	<p>Learners will be able to:</p> <ul style="list-style-type: none"> • Understand essential details about oneself, family, and school • Understand and express different feelings • Build awareness about external body parts, 5 senses and their function • Identify the difference between Joint/ Nuclear family structure and members of the family • Distinguish between different types of houses- Kutcha/ Pucca and various rooms in a house • Identify the structure of the school and recognize the working members, such as - Principal, heads and teachers • Remember and recall different areas and rooms in the school • Understand the meaning of seasons and relate their learning to the clothes, sports, fruits, vegetables etc. observed in the summer season



Summer Season

- Clothes we wear
- Food we eat
- Summer activities and games

New Vocabulary

Construct, Material, Hygiene, Joint family, Nuclear family, Education, Lemonade, Learner's Handbook

Rhymes for the month:

- Home sweet home
- A happy family
- Myself

Special days:

- International Mother Earth Day
- National Technology Day



JULY



Birds and Animals

- Different body parts of a bird
- Birds we see around us and we don't see around us
- Wild, farm and pet animals (Names, sounds, young ones and their habitat)
- Care and respect for animals
- Aquatic animals

Monsoon Season



- Months of the season and things we see
- VIBGYOR
- Clothes we wear
- Protection against mosquitoes

New Vocabulary

Downpour, Drizzle, Habitat, Thunderstorm, Extinct, Endangered, Bird Feeder

- Develop understanding about different kinds of birds
- Identify the difference between farm, wild and pet animals
- Recognize animals, their sounds, young ones and homes
- Develop empathy towards animals
- Build awareness about Monsoon Season (Months, clothes we wear, things we see and the ways to safeguard self from rain and mosquitoes)
- VIBGYOR



	Rhymes for the month: <ul style="list-style-type: none"> • Barish Ayi, Barish Ayi • Animal Parade 	
AUGUST 	My Country <ul style="list-style-type: none"> • Name of our country, Prime Minister and President • National leaders • National capital, symbols and monuments • National anthem Water <ul style="list-style-type: none"> • Sources of water • Importance, uses and ways of saving water • Characteristics of water (No colour / taste/smell/shape) • Forms of water- Solid/liquid/gas • Water cycle (Evaporation, Condensation, Precipitation and Collection) New vocabulary Nation, Freedom fighters, Independence, Saffron, Citizen, Evaporation, Condensation, Precipitation, Conservation	<ul style="list-style-type: none"> • Learn facts about our country such as -Name of our country, Prime Minister, and President • Identify different National symbols, festivals and monuments • Differentiate between different sources and states of water • Understand importance and characteristics of water • Identify and learn about different stages of Water cycle 
SEPTEMBER	Plants	<ul style="list-style-type: none"> • Identify different parts of a plant and their uses

- Identify different parts of a plant (Leaves, Stem, Roots, Buds and Flowers)
- Different types of plants - Shrubs/Creepers/ Climbers/Herbs
- What do plants need to grow?
- Germination
- Care and sensitivity towards plants

Insects

- Names (Housefly, Butterfly, Mosquito, Ladybug, Honeybee, Grasshopper)
- Different parts of an insect- Head, thorax, abdomen, antennae, legs and wings
- Lifecycle of a butterfly

Living and Non-living things

- Difference between Living and Non - Living things (Breathe, Eat, Move, Grow)

New vocabulary

Creepers, Shrubs, Herbs, Germinate, Fertilizer, Antenna, Pupa, Life cycle

Rhymes for the month:

- I love my Plant
- Mr. Tree
- I am an Ant

Special days:

- Hindi Diwas
- International Peace Day

- Differentiate between types of plants - Shrubs/Climbers/ Creepers/ Herbs
- Gain awareness about various things that a plant needs to grow
- Understand the process of Germination
- Identify different types of insects and their body parts
- Understand the different stages in 'Life Cycle of a Butterfly'
- Differentiate between Living and Non- living things



TERM II

OCTOBER

Food

- Sources and categories of food

- Differentiate between different categories of food and understand their importance



- Importance of Balanced diet
- Fruits and vegetables that grow above the ground and below the ground, fruits that can be eaten with peel, vegetables that can be eaten raw
- Three meals of a day
- My Food Plate
- Healthy and unhealthy food
- Table manners

Autumn Season

- Change in weather conditions- Cool breeze, shorter days and longer nights
- Why trees shed their leaves
- Clothes we wear- Stole, Wind Cheater etc.

New vocabulary

Balanced diet, Nutritious, Cool breeze, Calcium, Protein, Iron, Vitamins

Rhymes for the month:

- My Lunchbox
- Juicy Fruits
- Autumn

Special days:

Unity Day/Rashtriya Ekta Diwas

- (Grains, Pulses, Breads, Dairy products, Meat, Oils and Fats)
- Identify different fruits and vegetables
 - Sort fruits and vegetables in different categories such as fruits that can be eaten with peel, vegetables that can be eaten raw
 - Understand the importance of Balanced diet
 - Differentiate between Healthy and Unhealthy Food
 - Build awareness about Autumn season (Change in weather, clothes we wear)
 - Understand the scientific reason behind why trees shed leaves during Autumn season



NOVEMBER

Community Helpers

- What is neighbourhood?
- Community helpers, their tools and workplaces
- Emergency contact numbers
- Their role and importance in the society
- Respect and sensitivity towards Community helpers

New vocabulary

- Identify Community helpers, the tools they use and their workplace
- Importance of Community helpers
- Gain awareness about Emergency contact numbers

Community, Profession, Tools,
Uniform, Emergency,
Neighbourhood

Rhymes for the month:

- My Teacher
- Thank you
- Community Helpers

Special days:

World Children's Day

DECEMBER

Winter Season

- Clothes we wear
- Food we eat

Sports

- Importance of sports
- Types - Indoor and Outdoor
- Names of sports and related equipment

New vocabulary

Migrate, Hibernate, Fireplace,
Blanket, Heater, Indoor,
Outdoor, Equipment, Teamwork

Rhymes for the month:

- Winter Season
- Sports

Special days:

National Math Day



- Build awareness about Winter season (Change in weather, clothes we wear and food we eat)
- Differentiate between types of sports - Indoor/Outdoor
- Gain awareness about different games and the equipment required



JANUARY

Transport

- Old and New modes of Transport
- Different modes of transport - Land, Air and Water Transport
- Emergency transport (Fire engine, Ambulance, Police jeep)
- Traffic Rules, Signs and Traffic light

New vocabulary

- Learn about old modes of transport
- Differentiate between different modes of transport (Land, Air, Water)
- Gain awareness about Road safety
- Identify different parts of a Car, Aeroplane and Ship
- Gain knowledge about Emergency transport



Traffic signal, Safety, Seat belt,
Pedestrian, Vehicle, Zebra
Crossing

Rhymes for the month:

- Get, Set, go
- Whirly Wheels
- Aeroplane

Special days:

- Indian Army Day
- Republic Day

FEBRUARY

Our World

- Composition of Planet Earth
- Names of 7 continents and 5 oceans

Solar System

- Names and fun facts about planets
- Movements of the Earth- Day and Night

New vocabulary

Globe, Revolution, Rotation, Axis, Orbit, Rings, Universe, Continent

Rhymes for the month:

- Solar System
- Our World

Special days:

International Mother Language Day

- Gain awareness about our planet Earth - composition, 7 continents and 5 oceans
- Enquires and gathers information about our Solar system - 8 planets
- Understand different movements of Earth and its implications



MARCH

- Recapitulation of all themes covered over the academic year

- ❖ All about me
- ❖ My School
- ❖ Types of Houses
- ❖ Seasons - Summer/ Monsoon/Autumn/ Winter
- ❖ Animals, Birds and Insects

- Recapitulate themes covered over the academic year
- Differentiate between types of houses
- Understand the basic characteristics of different seasons
- Identify and learn about characteristics, habitat, young ones of Animals-Wild, Pet, and Farm, special features of aquatic animals
- Instill sense of pride for country and its rich and varied heritage



- ❖ My Country
- ❖ Water
- ❖ Plants
- ❖ Living and Non-living things
- ❖ Community Helpers
- ❖ Sports
- ❖ Transport
- ❖ Our World
- ❖ Solar System



- Understand the sources, characteristics and importance of water
- Learn about different parts of plants and its uses and differentiate between Living and Non-living things
- Understand the importance of food in our life and categorize food items as healthy and unhealthy food
- Realize the importance of community helpers and the services rendered by them
- Determine health and social benefits of sports
- Differentiate between Modes of Transport
- Understand our World and Solar System

ENGLISH

TERM I

MONTH	TOPICS	LEARNING OUTCOMES
APRIL/MAY 	<ul style="list-style-type: none"> • Doodling • Pattern writing <ul style="list-style-type: none"> ❖ Vertical line ❖ Horizontal line ❖ Slanting line ❖ Forward and Backward curves • Introduction to Uppercase and Lowercase letters Aa - Zz along with their associated phonic sounds • Read aloud - Story session • Rhymes 	Learners will be able to: <ul style="list-style-type: none"> • Identify, trace and draw different patterns • Understand the phonic sounds of letters along with their associated Uppercase and Lowercase letter formations • Illustrate simple stories • Illustrate Characters/scene from the story read aloud • Develop Listening, Speaking, Reading and Writing skills 
JULY	<ul style="list-style-type: none"> • Letters-Uppercase and Lowercase letters Aa, Bb and Cc along with their phonic sounds 	<ul style="list-style-type: none"> • Understand the phonic sounds of letters with their related vocabulary • Recognize uppercase letters A, B and C



- Lowercase letter writing a, b and c
- Vocabulary associated with the letters
- Pattern Writing
 - ❖ Upward curve
 - ❖ Downward curve
- Recap of all the patterns
- Introduction to Vowels and Consonants
- CVC words—
 - 'a' vowel words - 'ab' word family
- Sight words -I, am
- Read aloud — Story session
- Rhymes

- Recognize, read and write lowercase letters a, b and c
- Understand and differentiate between vowels and consonants
- Decode and read 'a' vowel CVC words
- Identify and read Sight words in simple sentences
- Illustrate Characters/scene from the read aloud story
- Develop Listening, Speaking, Reading and Writing skills



AUGUST



- Letters- Uppercase and Lowercase letters Dd, Ee and Ff along with their phonic sounds
- Lowercase letter writing d, e and f
- Vocabulary associated with the letters
- CVC words—
 - 'a' vowel words - 'ag',
- Sight words - is, the
- Read aloud — Story session
- Rhymes

- Understand the phonic sounds of letters with their related vocabulary
- Recognize uppercase letters D, E and F
- Recognize, read and write lowercase letters d, e and f
- Decode and read 'a' vowel CVC words
- Identify and read Sight words in simple sentences
- Read and understand simple sentences and short stories comprising of CVC and Sight words
- Illustrate Characters/scene from the read aloud story
- Develop Listening, Speaking, Reading and Writing skills

SEPTEMBER



- Letters- Uppercase and Lowercase letters Gg, Hh, Ii and Jj along with their phonic sounds
- Lowercase letter writing g, h, i and j
- Vocabulary associated with the letters
- CVC words—
'a' vowel words - 'ap' and 'at' word families
- JUST A READ: 'ad', 'am' and 'an'
- Sight words- he, she, it
- Read aloud — Story session
- Rhymes



- Understand the phonic sounds of letters with their related vocabulary
- Recognize uppercase letters G, H, I and J
- Recognize, read and write lowercase letters g, h, i and j
- Decode and read 'a' vowel CVC words
- Identify and read Sight words in simple sentences
- Read and understand simple sentences and short stories comprising of CVC and Sight words
- Understand the difference between he/she and apply the conceptual understanding in common parlance
- Recapitulate Sight words
- Recapitulate 'a' vowel words
- Illustrate Characters/scene from the story read aloud
- Develop Listening, Speaking, Reading and Writing skills



TERM II

OCTOBER

- Letters- Uppercase and Lowercase letters Kk, Ll, Mm and Nn along with their phonic sounds
- Lowercase letter writing k, l, m and n
- Vocabulary associated with the letters
- CVC words—
'i' vowel words -'id' word family
- Sight words -a, in, on
- Read aloud-Story session


- Understand the phonic sounds of letters with their related vocabulary
- Recognize uppercase letters K, L, M and N
- Recognize, read and write lowercase letters k, l, m and n
- Decode and read 'i' vowel CVC words
- Differentiate between the sound and the usage of 'a' and 'i' vowel CVC words.
- Identify and read Sight words in simple sentences

• Rhymes



- Read and understand simple sentences and short stories comprising of CVC and Sight words
- Apply the understanding of text by illustrating simple stories
- Illustrate Characters/scene from the read aloud story
- Develop Listening, Speaking, Reading and Writing skills

NOVEMBER



- Letters- Uppercase and Lowercase letters Oo, Pp, Qq and Rr along with their phonic sounds
- Lowercase letter writing o, p, q and r
- Vocabulary associated with the letters
- CVC words— 'i' vowel words - 'ig' word family
- Sight words- this, that, and
- Introduction of Idiom- On Cloud 9
- Read aloud — Story session
- Rhymes



- Understand the phonic sounds of letters with their related vocabulary
- Recognize uppercase letters O, P, Q and R
- Recognize, read and write lowercase letters o, p, q and r
- Decode and read 'i' vowel CVC words
- Identify and read Sight words in simple sentences
- Read and understand simple sentences and short stories comprising of CVC and Sight words
- Apply the understanding of text by illustrating simple stories
- Understand simple idioms through illustrations
- Illustrate Characters/scene from the read aloud story
- Develop Listening, Speaking, Reading and Writing skills

DECEMBER



- Letters- Uppercase and Lowercase letters Ss, Tt and Uu along with their phonic sounds
- Lowercase letter writing s, t and u
- Vocabulary associated with the letters
- CVC words— 'i' vowel words -

- Understand the phonic sounds of letters with their related vocabulary
- Recognize uppercase letters S, T and U
- Recognize, read and write lowercase letters s, t and u
- Decode and read 'i' vowel CVC words
- Identify and read Sight words in simple sentences

'in' word family

- JUST A READ-'ib; 'ip' and 'it'
- Sight words- his, her
- Introduction of Idiom- Heart of Gold
- Read aloud-Story session
- Rhymes



- Understand the difference between 'he/she' and 'his/her' and apply the conceptual understanding in common parlance
- Read and understand simple sentences and short stories comprising of CVC and Sight words
- Apply the understanding of text by illustrating simple stories
- Understand simple idioms through illustrations
- Illustrate Characters/scene from the read aloud story
- Develop Listening, Speaking, Reading and Writing skills

JANUARY

- Letters- Uppercase and Lowercase letters Vv, Ww and Xx along with their phonic sounds
- Lowercase letter writing v, w and x
- Vocabulary associated with the letters
- CVC words— 'o' vowel words - 'ob' word family
- Sight Words- of, my
- Introduction of Idiom- Raining Cats and Dogs
- Read aloud-Story session
- Rhymes



- Understand the phonic sounds of letters with their related vocabulary
- Recognize uppercase letters V, W and X
- Recognize, read and write lowercase letters v, w and x
- Decode and read 'o' vowel CVC words
- Identify and read Sight words in simple sentences
- Read and understand simple sentences and short stories comprising of CVC and Sight words
- Apply the understanding of text by illustrating simple stories
- Understand simple idioms through illustrations
- Illustrate Characters/scene from the read aloud story
- Develop Listening, Speaking, Reading and Writing skills

FEBRUARY



- Letters- Uppercase and Lowercase letters Yy and Zz along with their phonic sounds
- Lowercase letter writing y and z
- Vocabulary associated with the letters
- Sequencing of lowercase letters a-z
- CVC words— 'o' vowel words -'op' and 'ot' word families
- JUST A READ: 'od', 'og' and 'ox' word families
- Sight Words- boy, girl
- Introduction of Idiom- Time Flies
- Read aloud-Story session
- Rhymes
- Understand the phonic sounds of letters with their related vocabulary
- Recognize uppercase letters Y and Z
- Recognize, read and write lowercase letters y and z
- Decode and read 'o' vowel CVC words
- Identify and read Sight words in simple sentences
- Read and understand simple sentences and short stories comprising of CVC and Sight words
- Apply the understanding of text by illustrating simple stories
- Understand simple idioms through illustrations
- Illustrate Characters/scene from the read aloud story

MARCH



- Recapitulation of all lowercase letters along with their phonic sounds and associated vocabulary
- Sequencing of lowercase letters a-z
- Recapitulation of 'a', 'i' and 'o' vowel CVC words
- Recapitulation of Sight words and CVC words
- Read Aloud-Story session
- Rhymes
- Recapitulate all the lowercase letters along with their phonic sounds and related vocabulary
- Decode and read 'a', 'i' and 'o' vowel CVC words
- Differentiate between the sounds and usage of 'a', 'i', and 'o' vowel CVC words
- Recapitulate all Sight Words
- Read and understand simple sentences and short stories comprising of CVC and Sight words
- Develop understanding to differentiate between vowel words and cogently use them in sentence writing
- Frame and write short sentences using appropriate CVC and Sight words
- Think creatively and express ideas through illustrations
- Write within individual units






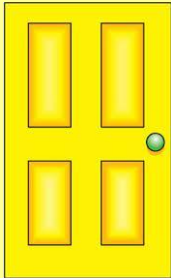







- Expand name writing from initial letter to complete name
- Make connection between print and sound
- Recapitulate all Idioms

MATH

TERM I

MONTH	TOPICS	LEARNING OUTCOMES
Learners will be able to:		
APRIL/MAY 	<ul style="list-style-type: none"> • Oral Counting 1-10 • Numbers 1 and 2 • Recognize, Write and Quantify Numbers 1 and 2 • Shape- Circle • Colour- Red • Pre-number concept- In/Out • Matching and Pairing • Days of the week 	<ul style="list-style-type: none"> • Recognize numbers 1 and 2 • Quantify, trace and write numbers 1 and 2 • Understand the sequence of numbers • Recognize 2D shape-Circle and the Colour- Red and build correlation with similar objects in their surroundings • Comprehend pre-number concept - In/Out and apply the knowledge in daily routine
JULY 	<ul style="list-style-type: none"> • Oral Counting 1-10 • Numbers 3 and 4 • Recognize, Write and Quantify Numbers 3 and 4 • Shape- Square <ul style="list-style-type: none"> • Colour- Yellow • Pre-number concept Big/Small 	<ul style="list-style-type: none"> • Recognize numbers 3 and 4 • Quantify, trace and write numbers 3 and 4 • Understand the sequence of numbers 1-4 • Recognize 2D shape-Square and the Colour- Yellow and build correlation with similar objects in their surroundings • Comprehend pre-number concept - Big/Small and apply the knowledge in daily routine
AUGUST 	<ul style="list-style-type: none"> • Oral Counting 1-20 • Numbers 5, 6 and 7 • Recognize, Write and Quantify Numbers 5, 6 and 7 • Shape- Triangle • Colour- Blue 	<ul style="list-style-type: none"> • Recognize numbers 5,6 and 7 • Quantify trace and write numbers 5,6 and 7 • Understand the sequence of numbers 1-7 • Recognize 2D shape-Triangle and the colour-Blue and build correlation with similar objects in their surroundings

	<ul style="list-style-type: none"> • Pre-number concept- Open /Close 	<ul style="list-style-type: none"> • Comprehend pre-number concept - Open /Close and apply the knowledge in daily routine
SEPTEMBER 	<ul style="list-style-type: none"> • Oral Counting 1-20 • Numbers 8, 9 and 10 • Recognize, Write and Quantify Numbers 8, 9 and 10 • Introduction to Tens and Ones • Shape- Rectangle • Colour- Green • Pre-number concept- Heavy/Light • Pattern (ABAB) 	<ul style="list-style-type: none"> • Recognize numbers 8,9 and 10 • Quantify and trace numbers 8,9 and 10 • Understand the sequence of numbers 1-10 • Understand the place value of numbers 1-10 and categorize numbers in their respective categories • Recognize 2D shape-Rectangle and colour- Green and build correlation with similar objects in their surroundings • Comprehend pre-number concept - Heavy /Light and apply the knowledge in daily routine • Understand patterns and replicate the same using various objects
TERM II		
OCTOBER 	<ul style="list-style-type: none"> • Oral Counting 1-30 • Numbers 11 and 12 • Recognize, Write and Quantify Numbers 11 and 12 • Shape- Heart • Colour- Pink and Purple • Pre-number concept Long/Short • Patterns (AABB, ABCABC) 	<ul style="list-style-type: none"> • Recognize numbers 11 and 12 • Quantify, trace and write numbers 11 and 12 • Understand the place value of numbers 1-12 and categorize numbers in their respective categories • Recognize 2D shape-Heart and the colour- Pink and Purple and build correlation with similar objects in their surroundings • Comprehend pre-number concept - Long/Short and apply the knowledge in daily routine • Understand patterns and replicate the same using various objects
NOVEMBER	<ul style="list-style-type: none"> • Oral Counting 1-40 • Numbers 13, 14 and 15 • Recognize, Write and Quantify Numbers 13, 14 and 15 	<ul style="list-style-type: none"> • Recognize numbers 13, 14 and 15 • Quantify, trace and write numbers 13,14 and 15 • Understand the place value of numbers 1-15 and categorize numbers in their respective categories

	<ul style="list-style-type: none"> • Shape- Oval • Colour-Orange and Brown • Pre-number concept- Near/Far 	<ul style="list-style-type: none"> • Recognize 2D shape-Oval and the Colour- Orange and Brown and build correlation with similar objects in their surroundings • Comprehend pre-number concept - Near /Far and apply the knowledge in daily routine
<p>DECEMBER</p> 	<ul style="list-style-type: none"> • Oral Counting 1-40 • Numbers 16, 17 and 18 • Recognize, Write and Quantify Numbers 16, 17 and 18 • Shape- Star • Colour-Gold and Silver • Pre-number concept-Up/Down 	<ul style="list-style-type: none"> • Recognize numbers 16, 17 and 18 • Quantify and trace numbers 16,17 and 18 • Understand the place value of numbers 1- 18 and categorize numbers in their respective categories • Recognize 2D shape-Star and the colour- Gold and Silver and build correlation with similar objects in their surroundings • Comprehend pre-number concept - Up /Down and apply the knowledge in daily routine
<p>JANUARY</p> 	<ul style="list-style-type: none"> • Oral Counting 1-50 • Numbers 19 and 20 • Recognize, Write and Quantify Numbers 19 and 20 • Missing numbers • Shape- Diamond • Colour- Black, White and Grey • Pre- number concept- Tall/Short 	<ul style="list-style-type: none"> • Recognize numbers 19 and 20 • Quantify and trace numbers 19 and 20 • Understand the place value of numbers 1- 20 and categorize numbers in their respective categories • Understand the sequence of numbers from 1-20 • Recognize 2D Shape-Diamond and build correlation of the similar objects in their surroundings • Comprehend the Pre-Number concept of Tall/Short and apply the knowledge in daily routine
<p>FEBRUARY</p> 	<ul style="list-style-type: none"> • Oral Counting 1-50 • Recapitulation of numbers 1-20 • After and In-between numbers • Colours- Recapitulation of all colours • Shapes - Recapitulation of all shapes • Pre number concept- Odd One Out 	<ul style="list-style-type: none"> • Develop logical and reasoning skills to apply the mathematical concepts learnt over the year • Understand the sequence of numbers from smallest to largest • Understand the concept of 'What comes after' and 'In-between numbers'



MARCH



- Oral Counting 1-50
- Recapitulation of numbers 1-20
- Missing, After and In - between numbers
- Recapitulation of all colours
- Recapitulation of all shapes
- Recapitulation of all Pre-number concepts







- Comprehend pre-number concept - Odd One Out and apply the knowledge in daily routine
- Identify the Odd One Out from groups of numbers or patterns
- Recapitulate concepts covered over the academic year
- Recognize, quantify and understand the formation of numbers
- Apply knowledge of numbers in day-to-day usage
- Classify, differentiate and categorize numbers based on their values
- Recognize shapes based on their specific characteristics
- Creatively use various shapes to form their own patterns
- Identify the sequence of numbers from smallest to largest while filling in the missing numbers
- Develop understanding of using colours for expression of thoughts
- Identify colours from their surrounding and apply their understanding in work.






LIFE SKILLS

TERM I

MONTH	TOPICS	LEARNING OUTCOMES
APRIL/MAY 	<ul style="list-style-type: none"> Use of Magic Words: Thank You, Sorry, Welcome, Please and Excuse Me Wishing and Greeting Teachers and peers 	Learners will be able to: <ul style="list-style-type: none"> Understand the importance of wishing and greeting people Learn the correct usage of Magic Words
JULY 	<ul style="list-style-type: none"> Sitting with a proper posture Folding hands while doing the prayers Walking in a line Washing hands before and after meals Washing hands after using the washroom 	<ul style="list-style-type: none"> Attain good sitting posture Develop respect and empathy towards others Learn to be respectful Maintain Physical Hygiene Understand the importance of staying healthy by following basic hygiene
AUGUST 	<ul style="list-style-type: none"> Keeping things at their designated place Opening and closing the class lockers Raising hand to speak Sharing is Caring- Kindness Respect for the Country and its Citizens 	<ul style="list-style-type: none"> Understand and follow class rules Learn basic courtesy and gentle mannerisms Develop empathy and kindness towards living beings Develop the feeling of patriotism Be respectful towards our country and its rich heritage
SEPTEMBER 	<ul style="list-style-type: none"> Watering the plants No wastage of water Appreciating the Speaker Following Dignity of Labour 	<ul style="list-style-type: none"> Learn the importance of natural resources Understand the significance of saving our resources Learn to appreciate and listen to the thoughts and ideas of others Value Dignity of Labour

TERM II

OCTOBER	<ul style="list-style-type: none"> Table Etiquettes 	<ul style="list-style-type: none"> Develop table etiquettes Put the vocabulary learnt to practical use
----------------	--	--

	<ul style="list-style-type: none"> Using full sentences: May I go to the washroom? May I drink water? Parking the chairs while moving out for an activity 	<ul style="list-style-type: none"> Express themselves clearly without any apprehensions Learn to be responsible for the cleanliness of their surroundings
NOVEMBER 	<ul style="list-style-type: none"> Waiting patiently for their turn Respecting elders and teachers 	<ul style="list-style-type: none"> Display courtesy to peers, teachers and elders Respect elders Care and share Empathize with others Imbibe virtues of patience
DECEMBER 	<ul style="list-style-type: none"> Clipping of pegs Use of child friendly scissors Cleaning their mats and aprons 	<ul style="list-style-type: none"> Enhance their fine motor skills Develop the sense of self-dependence Carry out basic tasks at their own
JANUARY	<ul style="list-style-type: none"> Simple Peeling of fruits Packing the school bag Tidying up the room/ table Winding up toys after playtime 	<ul style="list-style-type: none"> Self -reliant in day-to-day simple chores Build and follow discipline Develop the sense of independence Utilize the learnt skills to practical usage Be aware of their surroundings
FEBRUARY 	<ul style="list-style-type: none"> Folding small clothes Throwing trash and wrappers in the bin 	<ul style="list-style-type: none"> Able to perform their daily chores Attain self-dependence Learn basic courtesy and gentle mannerisms
MARCH	<ul style="list-style-type: none"> Recycling the used material 	<ul style="list-style-type: none"> Able to understand the importance of reusing and recycling materials

VIRTUES

LVISG

TERM I		
MONTH	TOPICS	LEARNING OUTCOMES
		Learners will be able to:
APRIL/MAY	<ul style="list-style-type: none"> Sharing 	<ul style="list-style-type: none"> Develop the habit of sharing with others
JULY	<ul style="list-style-type: none"> Happiness 	<ul style="list-style-type: none"> Understand the importance of happiness and spread it among others
AUGUST	<ul style="list-style-type: none"> Respectfulness 	<ul style="list-style-type: none"> Be respectful towards others
SEPTEMBER	<ul style="list-style-type: none"> Patience 	<ul style="list-style-type: none"> To understand the importance of waiting for their turn
TERM II		
OCTOBER	<ul style="list-style-type: none"> Gratitude 	<ul style="list-style-type: none"> Be grateful for the things that they have
NOVEMBER	<ul style="list-style-type: none"> Kindness 	<ul style="list-style-type: none"> Inculcate the value of being kind to others
DECEMBER	<ul style="list-style-type: none"> Positivity 	<ul style="list-style-type: none"> Understand the power of being positive
JANUARY	<ul style="list-style-type: none"> Forgiveness 	<ul style="list-style-type: none"> Realize and understand the significance of forgiveness
FEBRUARY	<ul style="list-style-type: none"> Responsibility 	<ul style="list-style-type: none"> Understand the importance of being responsible
MARCH	<ul style="list-style-type: none"> Humility 	<ul style="list-style-type: none"> Understand and treat others equally



