





GRADE PRE- NURSERY CURRICULUM
ACADEMIC SESSION 2023-24

GENERAL AWARENESS

GENERAL AWARENESS

MONTH	TOPIC(S)	LEARNING OUTCOMES
TERM I		
Learners will be able to:		
APRIL 	Myself <ul style="list-style-type: none"> Name, school's name, class, section Favorite things (food, pets, toys) My feelings- Happy, Sad and Angry My Body <ul style="list-style-type: none"> Introduction to the Parts of Body Taking care of our bodies Life Skills- Personal Hygiene and Cleanliness Introduction of Sense Organs My Family <ul style="list-style-type: none"> Names of Father, Mother and Sibling Family Members Joint/Nuclear Family Importance of Family Members 	<ul style="list-style-type: none"> Understand about oneself, family, locality and school. Build awareness about different body parts and the sense organs. Identify the difference between Joint and nuclear family structure 
MAY	My Home <ul style="list-style-type: none"> Types of Houses Materials used to build houses Different rooms of a house My School <ul style="list-style-type: none"> Name of the School, Principal, Headmistress, and Teachers Familiarity with common areas of school Class rules 	<ul style="list-style-type: none"> Distinguish between Kutcha and Pucca House and various rooms in a house. Identify the common areas of the school and recognize the working members, such as - Principal, Heads and teachers. Understand the meaning of seasons and relate their



Summer Season

- Clothes we wear
- Food we eat
- Activities and games

learning to the clothes, sports, fruits, vegetables etc. observed in the summer season.

- Recognize and respect school rules and regulations
- Develop life skills and follow them through.

JULY



Animals and Birds

- Introduction of Wild, Pet and Farm Animals
- Introduction of Birds and their sounds
- Know about the Under Water World

Monsoon Season

- Things used during the Monsoon Season
- Introduction of Rainbow and it's colours

- Identify the difference between farm, wild, pet and aquatic animals.
- Develop understanding about different kinds of birds, their features and habitat.
- Recognize Animals and their young ones.
- Build awareness about Monsoon season.

AUGUST

Water

- Importance of Water
- Uses of Water
- Save Water

My Country

- Name of the Country
- National Monuments
- National Symbols
- National Anthem
- National Song



- Learn about the importance of water, its characteristics and the states of water
- Understand the means to save water
- Gain knowledge about India - National Anthem, National Symbols, Capital and Monuments.
- Learn about our leaders and famous freedom fighters.

SEPTEMBER

Plants

- Parts of a plant
- Uses of plant
- Things plants need to grow

Insects

- Mosquito, Butterfly, Dragonfly, Housefly

Living and Non-Living Things

- Difference between Living and Non-Living things

- Recall the different parts of a plant
- Understand the importance and uses of plants
- Comprehend the essentials for the plant growth.
- Exposure to the process of germination of seed





- Differentiate between living and non-living things on the basis of their characteristics
- Learn the names of common insects.
- Awareness of different types of insects and their features.

TERM II

OCTOBER


Food

- Importance of Food
- Healthy and Unhealthy Food
- Three main meals of a day (Breakfast, Lunch and Dinner)

Fruits and Vegetables

- Identifying and naming of Fruits and Vegetables
- Importance of eating Fruits and Vegetables

Autumn Season
Change in Season



- Acquaint learners about the names of different fruits and vegetables.
- Distinguish between Healthy and Unhealthy Food.
- Learn and understand about the three meals of the day.
- Know about nutrition, importance of balanced diet and healthy eating.
- Understand the change in season and observe changes during autumn season.

NOVEMBER

Community Helpers

- Community Helpers and their Tools
- Their Role and Importance in The Society
- Appreciate their Contributions.



- Identify different Community Helpers, the work they do, tools used by them.
- Understand and appreciate their importance in the society
- Develop the sense of belonging and respect for community.

DECEMBER

Winter Season and Sports

- Clothes and Food during Winter Season
- Seasonal Fruits and Vegetables
- Festival- Christmas



- Learn about Winter Season - clothing, food and climatic change

	Sports <ul style="list-style-type: none"> Importance of Sports Types of Sports- Indoor/Outdoor sports 	<ul style="list-style-type: none"> Differentiate between different types of Sports. Identify the Sports with its related equipment. Understand the importance of Sports and team spirit.
JANUARY	Transport (Land, Air, Water) <ul style="list-style-type: none"> What is the meaning of Transport? Importance of Transport Different Modes of Transport: Land, Air, Water 	<ul style="list-style-type: none"> Learn about different means of transport. Differentiate between different means of transport. Know, understand and follow basic traffic and safety rules.
FEBRUARY	Our World and Solar System <p>Our World</p> <ul style="list-style-type: none"> Show World Map and Globe to the Learners India and its location on the World Map and Globe Name of the neighbouring countries <p>Solar System</p> <ul style="list-style-type: none"> Introduction of the Solar System Name of the Planets The Sun and The Moon 	<ul style="list-style-type: none"> Gain knowledge of different countries in the world. Name the Seven Continents. Find the location of India on World Map. Learn about the planets, stars and other celestial bodies that make our Solar system and amazing facts related to the same.



MARCH

well hello,
march

Recapitulation of concepts covered over the academic year

- All About Me
- My School
- Types of Houses
- Seasons - Summer/ Monsoon/ Autumn/ Winter
- Animals, Birds and Insects
- My Country
- Water
- Plants
- Living and Non-Living Things
- Food- Fruits and Vegetables
- Community Helpers
- Sports
- Transport
- Our World
- Solar System




- Recapitulate all concepts covered over the academic year
- Understand essential details about oneself, family and school
- Differentiate between types of houses
- Understand the basic characteristics of different seasons
- Identify and learn about characteristics, habitat and young ones of Animals- Wild, Pet and Farm
- Develop an understanding of special features of Aquatic animals, birds and insects
- Instill sense of pride for our country and its rich and varied heritage
- Understand the sources, characteristics and importance of water
- Learn about different parts of plant and its uses
- Differentiate between Living and Non-living things
- Understand the importance of food in our life
- Categorize different food items as healthy and unhealthy
- Realize the importance of Community Helpers and the services rendered by them

- Determine health and social benefits of various sports
- Relate learning of various means of transport in their day- to- day experience
- Associate learning of our world to the larger picture of our solar system and be aware of the various celestial bodies.

ENGLISH

ENGLISH

MONTH	TOPIC(S)	LEARNING OUTCOMES
TERM I		
Learners will be able to:		
APRIL 	Alphabets <ul style="list-style-type: none"> • Introduction of Letter 'A' • Vocabulary related to letter 'A' • Phonic Drill 	<ul style="list-style-type: none"> • Recognize letter 'A' • Identify the phonic sound of letter 'A' • Learn passively the lowercase letter 'a' • Associate letter 'A' to the related vocabulary • Understand the formation of Uppercase Letter 'A'

MAY



Alphabets

- Introduction of Letter 'B'
- Vocabulary related to letter 'B'
- **Opposites-**
Up/Down
- **Story**
 - Alfie in the Bath

- Recognize letter 'B'
- Identify the phonic sound of letter 'B'
- Learn passively the lowercase letter 'b'
- Associate letter 'B' to the related vocabulary
- Understand the formation of Uppercase Letter 'B'
- Comprehend the meaning of the opposites-Up/Down and its application in real life situation

JULY



Alphabets

- Introduction of Letters C, D, E and their phonic sounds
- Vocabulary related to letters introduced
- Phonic Drill
- **Opposites**
Wet/Dry
- **Story**
 - 100 Cats
 - Dino Baby
 - Dogs

- Recognize letters C, D & E
- Identify the phonic sound of letters C, D & E
- Learn passively the lowercase letters c, d & e
- Associate letters C, D & E to the related vocabulary
- Understand the formation of Uppercase Letters C, D & E
- Identify and differentiate between the opposites- Wet/Dry and its application in real life situations

AUGUST



Alphabets

- Introduction of Letters F, G, H and their phonic sounds
- Vocabulary related to letters introduced
- Phonic Drill
- **Opposites**
 - Sink/Float
- **Rhymes**
- **Story**
 - Rainbow Fish

- Identify and recognize letters F, G & H
- Distinguish the phonic sound of letters F, G & H from another letter sounds
- Learn passively the lowercase letters f, g & h
- Associate letters F, G & H to the related vocabulary
- Understand the correct formation of Uppercase Letters F, G & H



- Florence Frizz Ball

- Differentiate between the opposites, Sink/Float
- Experiment and develop conceptual understanding through hands-on activities

SEPTEMBER



Alphabets

- Letters I, J and K and identify their phonic sounds
- Vocabulary related to letters introduced
- Phonic Drill

Opposites

- Fast/Slow

Rhymes

- Incy, Wincy Spider
- Jack and Jill

Story

Jack and the Beanstalk

- Recognize letters I, J & K
- Identify the phonic sound of letters I, J & K
- Learn passively the lowercase letters i, j & k
- Associate letters I, J & K to the related vocabulary
- Understand the formation of Uppercase letters I, J & K
- Differentiate between the opposites- Fast/Slow and its application in real life situations



TERM II

OCTOBER



Alphabets

- Introduction of Letters L, M and N and their phonic sounds
- Vocabulary related to letters introduced
- Phonic Drill

Opposites

- Hard/Soft

Rhymes

Story

- I Love Mummy Everyday
- Animal Music

- Recognize letters L, M & N
- Identify the phonic sound of letters L, M & N
- Learn passively the lowercase letters l, m & n
- Associate letters L, M & N to the related vocabulary
- Match letters to associated pictures and vice-versa
- Understand the correct formation of Uppercase letters L, M & N
- Differentiate between the opposites- Hard/Soft
- Develop and demonstrate conceptual understanding through hands-on activities

NOVEMBER



Alphabets

- Letters O, P, Q and R and their phonic sounds
- Vocabulary related with the letters
- Phonic Drill

Idioms

- An apple of my eye

Rhymes

- I Help You
- What Do You Do?

Story

- Peppa Pig Dresses Up
- Penguin and the Pinecone

- Recognize letters O, P, Q & R
- Identify the phonic sound of letters O, P, Q & R
- Learn and recognize passively lowercase letters o, p, q & r
- Associate letters o, p, q & r to the related vocabulary
- Understand the formation of Uppercase Letters O, P, Q & R
- Match letters to associated vocabulary pictures and vice-versa



DECEMBER



Alphabets

- Letters S, T, U and their phonic sounds
- Vocabulary related with the letters
- Phonic Drill

Opposites

- In/Out

Idioms

- A piece of cake

Rhymes

- Snowflakes, Snowflakes

Story

- Snow Penguin

- Recognize letters S, T & U
- Identify the phonic sound of letters S, T & U
- Learn passively the lowercase letters s, t & u
- Associate letters S, T & U to the related vocabulary
- Match letters to associated pictures and vice-versa
- Understand the correct formation of Uppercase Letters S, T & U
- Differentiate between the opposites-In/Out
- Develop and demonstrate conceptual understanding through hands-on activities



JANUARY



Alphabets

- Letters V, W, X and their phonic sounds
- Vocabulary related with the letters
- Phonic Drill

- Recognize letters V, W & X
- Identify the phonic sound of letters V, W & X
- Learn passively the lowercase letters v, w & x

- Introduction to Rainbow Writing

Opposites

- Hot/Cold

Idioms

- Go Bananas

Rhyme

- Wheels on the Bus

Story

- The Wolf and The Crane

- Associate letters V, W & X to the related vocabulary
- Match letters to associated pictures and vice-versa
- Understand the correct formation of Uppercase Letters V, W & X
- Comprehend and apply the concept of Rainbow Writing in writing letters
- Distinguish between the opposites- Hot/ Cold
- Develop and demonstrate conceptual understanding through hands-on activities

FEBRUARY



Alphabets

- Letters Y, Z and their phonic sound
- Vocabulary related with the letters
- Phonic Drill

Opposites

- Day/Night

Idioms

- Once in a blue moon

Rhymes

Story

- Dear Zoo
- Lending Zoo

- Recognize letters Y & Z
- Identify the phonic sound of letters Y & Z
- Learn passively the lowercase letters y & z
- Associate letters Y & Z to the related vocabulary
- Match letters to associated pictures and vice-versa
- Understand the correct formation of Uppercase Letters Y & Z
- Write the letters with correct formation by Rainbow Writing method
- Differentiate between the opposites- Day/Night
- Compare and contrast between day and night and learn to identify the time spent in school during the day

MARCH



- Read aloud Story Session
- Rainbow Writing
- Recapitulation of all uppercase and lowercase letters covered over the academic year


- Recapitulate all uppercase and lowercase letters along with
 - Recognition
 - Phonic sound
 - Associated vocabulary
- Develop creativity through illustrations

- Recapitulation of Opposites covered over the academic year

- Develop confidence in picture reading books independently
- Apply the conceptual understanding of Opposites in day-to-day life

MATH

MATHEMATICS

MONTH	TOPIC(S)	LEARNING OUTCOMES
TERM I		
Learners will be able to:		
APRIL	<ul style="list-style-type: none"> Recognition and Quantification of Number 1 Colour- Red Comparison- Big/Small Oral Counting- 1-10 	<ul style="list-style-type: none"> Recognize and quantify number '1' Identify the Colour-Red in their surroundings Compare based on size -Big/Small Count aloud 1 to 10
MAY	<ul style="list-style-type: none"> Recapitulation of Number 1 Shape- Circle Oral Counting- 1-10 	<ul style="list-style-type: none"> Learn and identify the Shape- Circle Recapitulate Number '1'
JULY 	<ul style="list-style-type: none"> Recognize and Quantify Numbers '2' and '3' Oral Counting 1 to 10 Shape - Triangle Colour- Yellow Comparison- Tall/Short 	<ul style="list-style-type: none"> Identify the Shape- Triangle & demonstrate understanding of its basic characteristics Identify the Colour-Yellow in their surroundings Understand comparison based on height Tall /Short Recognize and quantify numbers '2' and '3'



AUGUST

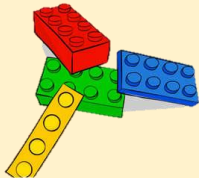
- Recognize and Quantify **Number 4**
- Oral Counting 1 to 10
- **Shape** - Square
- **Colour**- Blue



- Count aloud 1 to 10
- Learn and Identify the Shape- Square and differentiate between other shapes
- Identify the Colour-Blue in their surroundings
- Recognize and quantify number '4'
- Count aloud 1 to 10

SEPTEMBER

- Recognize and Quantify **Number 5**
- Oral Counting 1 to 10
- **Shape**- Rectangle
- **Colour**- Green
- **Comparison**-One/Many
- Introduction to Patterns



- Learn and Identify the Shape- Rectangle and its basic characteristics
- Identify the Green colour in their surroundings and relate them with real life objects
- Compare in Quantity- One/Many
- Recognize and quantify number '5'
- Count aloud 1 to 10

**TERM II****OCTOBER**

- Recognize and Quantify **Number 6**
- Oral Counting 1 to 20
- **Shape** - Diamond
- **Colour**- Orange
- **Odd One Out**
- **Pre-Writing**
- Introduction to Vertical Lines






- Identify Shape-Diamond and recognize different shapes in their surroundings and analyze their structure and form
- Identify the Colour-Orange in their surroundings and relate it with real life objects
- Develop the skill to identify the Odd Ones Out
- Recognize and quantify number '6'
- Count aloud 1 to 20
- Develop fine motor skills and eye-hand coordination while tracing the Vertical Lines

NOVEMBER

- Recognize and Quantify **Number 7**

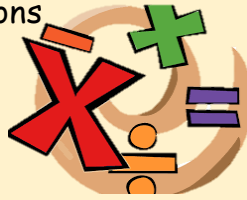
- Identify Shape-Oval and recognize different shapes in their surroundings

	<ul style="list-style-type: none"> • Oral Counting 1 to 20 • Shape - Oval • Colour- Pink • Comparison- Heavy/ Light • Pre-Writing Introduction to Horizontal Lines 	<p>and analyze their structure and characteristics</p> <ul style="list-style-type: none"> • Identify the Colour-Pink in their surroundings and relate it with real life objects • Recognize and quantify number '7' • Count aloud numbers from 1 to 20 • Develop fine motor skills and eye-hand coordination to trace Horizontal Lines
DECEMBER 	<ul style="list-style-type: none"> • Recognize and Quantify Number 8 • Oral Counting 1 to 20 • Shape - Star • Colour- Purple • Comparison-Far/Near • Pre-Writing Introduction to Slanting Lines 	<ul style="list-style-type: none"> • Recognize Shape-Star and different shapes and analyze its structure • Identify the Color-Purple from their surroundings and identify its shades • Develop the understanding to differentiate basis the distance-Far/Near • Recognize and quantify number '8' • Count aloud 1 to 20 • Develop fine motor skills and eye-hand coordination to trace the Slanting Lines
JANUARY 	<ul style="list-style-type: none"> • Recognize and Quantify Number 9 • Oral Counting 1 to 20 • Shape - Heart • Colour- Brown • Comparison-More/Less • Pre-Writing Introduction to Curved Lines 	<ul style="list-style-type: none"> • Identify the Shape-Heart and find similar shapes around • Identify the Colour-Brown in the surroundings and relate it with real life objects • Develop the understanding to differentiate on the basis of Quantity-More/Less • Recognize and quantify number '9' • Count aloud numbers-1 to 20 • Develop fine motor skills and eye-hand coordination and trace the Curved Lines
FEBRUARY	<ul style="list-style-type: none"> • Recognize and Quantify Number 10 • Sequencing of Numbers 1 - 10 • Oral Counting 1 to 20 • Reinforcement of- -Shapes 	<ul style="list-style-type: none"> • Recognize and quantify number '10' • Comprehend and compare on the basis of the concepts learnt throughout the year 

-Colours
-Pre-writing skills

MARCH

- Recapitulation of all numbers 1-10 covered over the year
 - Recognition
 - Quantification
- Recapitulation of counting numbers 1-20
- Recap of Pre-Number Concepts
 - Shapes
 - Colours
 - Comparisons



- Recapitulate all numbers covered during the academic year
- Recognize and quantify numbers 1-10
- Count numbers from 1-20
- Apply knowledge of numbers in day-to-day life
- Classify, categorize and differentiate numbers on the basis of their values
- Creatively use various shapes to form different patterns
- Develop understanding of using colours for expression of thoughts
- Apply knowledge of Pre-Number Concepts in day-to-day activities

LIFE ILLS

TERM I

MONTH

TOPICS

LEARNING OUTCOMES

Learners will be able to:

APRIL/MAY



- Use of Magic Words: Thank You, Sorry, Welcome, Please and Excuse Me
- Wishing and Greeting Teachers and peers

- Understand the importance of wishing and greeting people
- Learn the correct usage of Magic Words

JULY



- Sitting with a proper posture
- Folding hands while doing the prayers
- Walking in a line
- Washing hands before and after meals
- Washing hands after using the washroom

- Attain good sitting posture
- Develop respect and empathy towards others
- Learn to be respectful
- Maintain Physical Hygiene
- Understand the importance of staying healthy by following basic hygiene

AUGUST



- Keeping things at their designated place
- Opening and closing the class lockers
- Raising hand to speak
- Sharing is Caring- Kindness
- Respect for the Country and its Citizens

- Understand and follow class rules
- Learn basic courtesy and gentle mannerisms
- Develop empathy and kindness towards living beings
- Develop the feeling of patriotism
- Be respectful towards our country and its rich heritage

SEPTEMBER



- Watering the plants
- No wastage of water
- Appreciating the Speaker
- Following Dignity of Labour

- Learn the importance of natural resources
- Understand the significance of saving our resources
- Learn to appreciate and listen to the thoughts and ideas of others
- Value Dignity of Labour

TERM II

OCTOBER

- Table Etiquettes
- Using full sentences: May I go to the washroom?
May I drink water?
- Parking the chairs while moving out for an activity

- Develop table etiquettes
- Put the vocabulary learnt to practical use
- Express themselves clearly without any apprehensions
- Learn to be responsible for the cleanliness of their surroundings

NOVEMBER

- Waiting patiently for their turn
- Respecting elders and teachers

- Display courtesy to peers, teachers and elders
- Respect elders
- Care and share
- Empathize with others
- Imbibe virtues of patience

DECEMBER

- Clipping of pegs
- Cleaning their mats and aprons

- Enhance their fine motor skills
- Develop the sense of self-dependence
- Carry out basic tasks at their own

JANU

- Simple Peeling of fruits
- Packing the school bag
- Tidying up the room/ table
- Winding up toys after playtime

- Self -reliant in day-to-day simple chores
- Build and follow discipline
- Develop the sense of independence
- Utilize the learnt skills to practical usage
- Be aware of their surroundings

FEBRUARY

- Folding small clothes
- Throwing trash and wrappers in the bin

- Able to perform their daily chores
- Attain self-dependence
- Learn basic courtesy and gentle mannerisms

MARCH

- Recycling the used material

- Able to understand the importance of reusing and recycling materials

VIRTUES**TERM I****MONTH****TOPICS****LEARNING OUTCOMES****APRIL/MAY**

- Sharing

Learners will be able to:

- Develop the habit of sharing with others

JULY	<ul style="list-style-type: none"> • Happiness 	<ul style="list-style-type: none"> • Understand the importance of happiness and spread it among others
AUGUST	<ul style="list-style-type: none"> • Respectfulness 	<ul style="list-style-type: none"> • Be respectful towards others
SEPTEMBER	<ul style="list-style-type: none"> • Patience 	<ul style="list-style-type: none"> • To understand the importance of waiting for their turn
TERM II		
OCTOBER	<ul style="list-style-type: none"> • Gratitude 	<ul style="list-style-type: none"> • Be grateful for the things that they have
NOVEMBER	<ul style="list-style-type: none"> • Kindness 	<ul style="list-style-type: none"> • Inculcate the value of being kind to others
DECEMBER	<ul style="list-style-type: none"> • Positivity 	<ul style="list-style-type: none"> • Understand the power of being positive
JANUARY	<ul style="list-style-type: none"> • Forgiveness 	<ul style="list-style-type: none"> • Realize and understand the significance of forgiveness
FEBRUARY	<ul style="list-style-type: none"> • Responsibility 	<ul style="list-style-type: none"> • Understand the importance of being responsible
MARCH	<ul style="list-style-type: none"> • Humility 	<ul style="list-style-type: none"> • Understand and treat others equally