



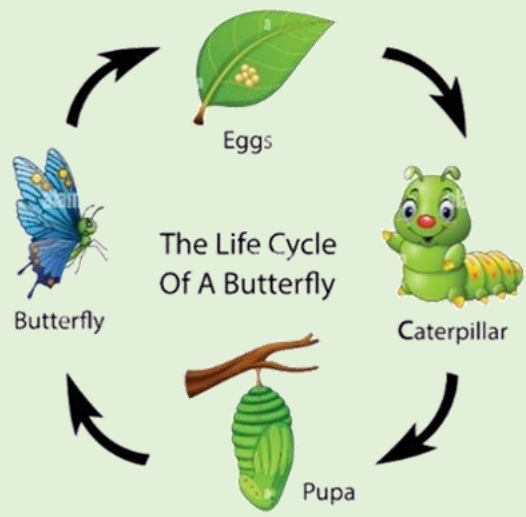
GRADE PREP – CURRICULUM 2023-24

MONTH	CONTENT	LEARNING OUTCOMES
TERM I		
		Learners will be able to:
APRIL/MAY	<p>Myself (Marvellous Me)</p> <ul style="list-style-type: none"> Name / age/ class / section Family members (Father/Mother/Siblings) Locality / city / phone number Hobbies <p>My Body</p> <ul style="list-style-type: none"> Parts of Body and their function Sense Organs Personal Hygiene Safe touch and Unsafe touch <p>My Family</p> <ul style="list-style-type: none"> Family Tree Different types of Families My Home Different rooms in the house and their usage Types of houses and Materials used to build houses <p>My School</p> <ul style="list-style-type: none"> Name of School/ Principal/ Headmistress, Teachers and classmates Introduction to common areas in school Rules (DO's and DON'Ts) <p>Summer Season</p> <ul style="list-style-type: none"> Clothes we wear Fruits and Vegetables Summer activities/sports <p>Special Days –</p> <ul style="list-style-type: none"> International Mother Earth Day National Technology Day <p>Self-Awareness And Life Skill – Pack Unpack (School bag)</p> <ul style="list-style-type: none"> Introduction Likes and Dislikes <p>Virtue of the month - Sharing Theme related Vocabulary</p>	<ul style="list-style-type: none"> Understand essential details about oneself, family, locality and school Build awareness of internal and external body parts and the sense organs Identify the different members of family and different types of families Understand the difference between joint and nuclear family structure Distinguish between Kutcha and Pucca House and various rooms in a house Identify the structure of the school and recognize the working members, such as – Principal, Vice-Principal and Teachers Remember the location of different areas and rooms in the school Understand the meaning of seasons and relate clothes, sports, fruits and vegetables associated with summer season Respect school rules and regulations Acquire life-skills and follow them thoroughly Develop confidence to introduce themselves to explore aspects of their own lives that contribute to their identity Discuss what makes them feel self-assured, happy and safe





	Mother, father, teachers. School, home, grandparents, siblings, friends, quench, summer coolers, sunny, thirsty	
JULY	<p>Birds and Animals</p> <ul style="list-style-type: none"> • Characteristic Names and sound of common birds • Habitat and food Migratory and Endangered birds • Animals (Aquatic and reptiles) • Wild / Farm / Pet (Names and characteristics) • Feeding habits • Their homes and young ones • Care and Respect for animals. • Endangered and Extinct • Monsoon Season • Clothes • Protection against mosquitoes • Awareness about cleanliness and safety • Special Days –International Plastic Bag free day <p>Self-Awareness and Life Skill</p> <ul style="list-style-type: none"> • Growing Up • I can tie my shoe lace <p>Vocabulary words</p> <ul style="list-style-type: none"> • Alligator, monkey, bat, bear, rock, sky, scales, climb, fly, crawl, slither, nest, young ones <p>• Virtue - Happiness</p>	<ul style="list-style-type: none"> • Develop understanding about different kinds of birds, their features, food and habitat • Identify the difference between Farm, Wild, Pet and Aquatic animals • Recognize common animals and names of their young ones • Develop empathy towards animals and birds • Build awareness about Monsoon season – clothes and ways to safeguard self from rain, protection from mosquitoes and ways to maintain good health and hygiene • Enhance fine motor skills including finger isolation, bilateral hand coordination, visual perceptual skills, hand-eye coordination and hand dexterity. • Develop fine motor skills, visual perceptual skills, hand-eye coordination and hand dexterity. 
AUGUST	<p>Water</p> <ul style="list-style-type: none"> • Characteristics of water • Sources of water • States of water (Solid, Liquid, Gas) • Importance and uses of water • Water cycle • Water pollution • Awareness regarding purification of water • Course of river and floods <p>My Country</p> <ul style="list-style-type: none"> • National Anthem • National Symbols 	<ul style="list-style-type: none"> • Identify the importance of water, its characteristics and the states of water • Understand Water cycle –evaporation, condensation and precipitation • Identify the causes of water pollution-ways to control and keep water clean • Develop understanding of how river flows and floods are caused • Develop knowledge about India –National anthem, National Symbols, Capital, Monuments, metro cities and the diverse culture




	<ul style="list-style-type: none"> • National Song • Capital/Monuments • Four metro cities • Name of few states • Religion • Food and festivals of different states. • Ministry-Prime Minister/President/ • Chief minister • Freedom Fighters • Special Days – • Independence Day • National Sport Day <p>Self-Awareness and Life skills</p> <ul style="list-style-type: none"> • Hand wash • I do not do Unsafe Things • Chewing is my habit <p>Virtue - Respect</p> <p>Vocabulary Words Water, plants, water cycle, bird feeder, loving, helpful, household, chores, conserve, water tanks, birds, flood, draught</p>	<ul style="list-style-type: none"> • Create awareness about the leaders and the famous freedom fighters of the nation • Discuss the benefits of hand washing cross-contamination, cross-contact • Recognize potentially unsafe or risky situations and behaviours • Understand the importance of chewing food properly • Understand and acknowledge different opinions that can be equally valid <div style="text-align: center;">  </div>
SEPTEMBER	<p>Living and Non-Living Thing</p> <ul style="list-style-type: none"> • Differences • Features • Plants and their importance • Formation of soil • Flower Names <p>Plants</p> <ul style="list-style-type: none"> • Plants as living things • Types of Plants - Herbs, Shrubs, Trees, Creepers and Climbers • Parts of Plants • Uses of plants • Different products we get from plants • Types of leaves (texture, size, colour, shape) • Seasonal crops of India • Germination of Seeds • National flower of India • Pollution Control 	<ul style="list-style-type: none"> • Differentiate between living and non-living things on the basis of their characteristics • Create awareness about different types of plants, their importance and uses • Understand the process of seed germination • Create awareness about various crops of India in different seasons • Identify different types of insects, their habitat, characteristics and importance • Recognize the different stages in the Life Cycle of a Butterfly • Comprehend and recognise how things look similar but yet they are different. • Develop an understanding to differentiate between mirror images • Co-operate and empathize

<p>Insects,</p> <ul style="list-style-type: none"> Names Appearance and features of insects Habitat Life Cycle of Butterfly Useful insects and amazing facts <p>Special Days</p> <ul style="list-style-type: none"> Hindi Diwas International Peace Day <p>Self-Awareness and Life skills</p> <ul style="list-style-type: none"> We are same yet different <p>Virtue- Patience</p> <p>Vocabulary Words Seeds, roots, stem, healthy, nutrition, plants, fruits, breathe</p>	 <p>The Life Cycle Of A Butterfly</p>
---	---

TERM II



<p>OCTOBER</p> <p>Autumn season</p> <ul style="list-style-type: none"> Change in season Clothes <p>Food</p> <ul style="list-style-type: none"> Sources of Food: Plants and animals Fruits and Vegetables that grow above the ground and below the ground Types of Food and Nutrition Healthy and unhealthy food habits What is a five-course meal? Types of seeds (one seed, two seed, edible seeds for example apple, strawberry, watermelon) How do Fruits and Vegetables reach us (Supply-Chain) Fruits and Dry Fruits Food Plate Importance of Balanced Diet Table Etiquettes <p>Special Days</p> <ul style="list-style-type: none"> Rashtriya Ekta Diwas /Unity Day <p>Self-Awareness and Life skills</p>	<ul style="list-style-type: none"> Build awareness about change in season and recognize clothes, sports, fruits, vegetables associated with autumn season Distinguish between different types and sources of food Develop understanding about various edible parts of a plant Develop knowledge about nutrition, importance of balanced diet and healthy eating based on the food pyramid Understand the supply chain-How food reaches from farms to the kitchen Develop sense of responsibility of taking care of various things in their lives Build awareness on how to protect themselves and encourage discussion about their safety. <div style="text-align: center;">  </div>
---	--




	<ul style="list-style-type: none"> Taking care of Toys and Safety rules for Private Parts (safe touch/unsafe touch) <p>Virtue- Gratitude Vocabulary Words Business, Wholesaler, Retailers, Farms, Underground, Vijayadashmi, Victory, Balanced diet, Nutrition, Protein, Carbohydrate, Vitamins, Minerals</p>	
NOVEMBER	<p>Community Helpers</p> <ul style="list-style-type: none"> Community Helpers and their tools Difference between domestic helper and community helper Neighbourhood (What is a community) Three types of Armed forces (Navy, Air force, Army) Their role and importance in the society <p>Special Days</p> <ul style="list-style-type: none"> World Children's Day <p>Self-Awareness and Life skills Introduction to various Emotions</p> <p>Virtue - Kindness Vocabulary Words Virtue, Community, Service, Neighbour, Crime, Kindness, Knowledge, Uniform, Hospital, Surroundings, Gratitude</p>	<ul style="list-style-type: none"> Identify various community helpers, the work they do, tools used by them and their importance in the society Develop sense of belonging and respect for the community Identify various emotions that help them express their feelings to others. 
DECEMBER	<p>Winter Season</p> <ul style="list-style-type: none"> Structure and Pattern of snowflakes Clothes Different types of clothes Food during winter season <p>Sports</p> <ul style="list-style-type: none"> Importance of Sports Names of Sports and related equipment Types of Sports- Indoor and Outdoor <p>Special Day</p> <ul style="list-style-type: none"> National Math Day <p>Self-Awareness and Life skills</p> <ul style="list-style-type: none"> Learning to Skate The people around you 	<ul style="list-style-type: none"> Build awareness about Winter Season - clothing, food and climatic change Awareness about different shapes of snowflakes Differentiate between various types of Sports, related equipment, importance of sports and team spirit Understand the importance of following the basic rules of life Identify the appropriate Time or Situation to talk to strangers Have a positive attitude for gratitude Develop sense of satisfaction

	<p>Virtue – Joy of giving</p> <p>Vocabulary Words- Winter, snowed, winter gear, gloves, snow boots, jackets, muffler, cap, snowman, fire place, insulated, cosy, hibernate, blubber, underground</p>	
JANUARY	<p>Transport</p> <ul style="list-style-type: none"> • Modes of Transport • Means of Transport • Invention of Wheel • Traffic Rules and Traffic Lights • Emergency Transport (Fire engine, Ambulance, Police jeep) • Special Day • Indian Army Day • Republic day <p>Self-Awareness and Life skills</p> <ul style="list-style-type: none"> • Are you Hiding something? • Our loved ones and their nickname <p>Virtue- Forgiveness</p> <p>Vocabulary Words Excited, planned, travel, hired, rushed, grab, amazed, landed, cruise, underwater, adventure, paddling, vacation</p>	<ul style="list-style-type: none"> • Create awareness about different Modes, Means and Uses of transport • Develop knowledge about the history of Wheel • Understand and follow basic traffic and safety rules • Understand the importance and advantage of sharing everything with our parents and mentors and not hiding anything from them • Distinguish between nick names that are informal names and formal or real names 
FEBRUARY	<p>World</p> <ul style="list-style-type: none"> • Different Countries in the world • Languages, food, clothes, showing the globe. • Famous places and monuments • Continents • Names of the Continents • Amazing facts • Seven Wonders of the World <p>Solar System</p> <ul style="list-style-type: none"> • Names of the Planets, Moon and the Sun in our Solar System • Space, Stars and Constellations • Astronauts who visited Space • Landing on the Moon • Special Days 	<ul style="list-style-type: none"> • Develop knowledge of different Countries in the world, their Food, Language and Clothing, continents and famous monuments across them and Seven Wonders of the World • Develop awareness about how planets orbit around the sun • Identify various planets, stars and other celestial bodies that make our Solar System • Follow through commitments, answering for their actions, being reliable and trustworthy 

	<ul style="list-style-type: none"> International Mother Language Day <p>Self-Awareness and Life skills</p> <ul style="list-style-type: none"> Recapitulation of all the concepts covered over the session <p>Virtue – Responsibility</p> <p>Vocabulary Words Night, space, planets, biggest, magnificent, solar system, explore, milky way, sky, stars, rotate, revolve</p>	
MARCH	<ul style="list-style-type: none"> Recapitulation of all topics 	<ul style="list-style-type: none"> Recall the concepts covered over the session

ENGLISH

MONTH	CONTENT	LEARNING OUTCOMES
TERM I		
		Learners will be able to:
APRIL/MAY 	<ul style="list-style-type: none"> Recapitulation of phonic sounds Writing A-D in Uppercase Writing a-z in Lowercase Story of Five Kings (vowels a,e,i,o,u) CVC words- 'a' vowel Sight Words - I, a, is, in on, to, the, we, he, she CVC stories- Read, and illustrate Reading Short and meaningful stories Read Aloud Rhymes Idiom- A piece of cake 	<ul style="list-style-type: none"> Recall the phonic sounds of letters Identify, read and write letters from A-D in uppercase Recognize, read, write letters from a-z in lowercase Read and apply the understanding of reading 'a' vowel CVC words Identify, read and use sight words while framing sentences orally Comprehend the meaning and moral of stories Read and understand simple sentences and short stories comprising of CVC and Sight words Apply the understanding of text by Illustrating simple stories
JULY	<ul style="list-style-type: none"> Writing E-H in uppercase Reading and writing of 'e' vowel CVC words Sight words – he, she, him, her, his Stories with 'a' and 'e' vowel CVC and Sight Words- Read and illustrate Read aloud Rhymes 	<ul style="list-style-type: none"> Identify, read and write letters from A-H in uppercase Identify and recognize 'a' and 'e' vowel CVC words Read and write 'e' vowel CVC words Comprehend and decode CVC words Recapitulate new Sight Words and identify in sentences 

	<ul style="list-style-type: none"> Idiom- Birds of a feather flock together 	
AUGUST	<ul style="list-style-type: none"> Writing I- L in uppercase Recapitulation of 'a' and 'e' vowel CVC words Introduction to 'i' vowel CVC words Sight words Concept of this/that and these/those Stories -Read and Illustrate Read Aloud Rhymes Idiom: It's raining cats and dogs 	<ul style="list-style-type: none"> Identify, read and write letters from A-L in uppercase Recognize and identify similar CVC words Differentiate between the sound and usage of 'a', 'e' and 'i' vowel CVC words Understand the difference between he/she and his/her and apply it in common parlance 
SEPTEMBER	<ul style="list-style-type: none"> Writing M-P in uppercase Recapitulation of 'a', 'e' and 'i' vowel CVC words Introduction to 'o' vowel CVC words Sight words- has, have, was, were, like, is, are Introduction to simple sentence making Stories- Read and illustrate Read Aloud Rhymes Idiom- Two peas in a pod 	<ul style="list-style-type: none"> Identify, read and write letters from A-P in uppercase Learn to recognize and identify 'a', 'e', 'i' and 'o' vowel CVC word Differentiate between sounds and usage of vowels Understand the concept of one and many Learn to read and illustrate simple stories 
TERM II		
OCTOBER	<ul style="list-style-type: none"> Writing Q-T in upper case Reading and writing of 'o' vowel CVC words Sight words- Why Sentence making Stories - Read and Illustrate. Idiom- I am all ears 	<ul style="list-style-type: none"> Identify, read and write letters from A-T in upper case Learn to enhance oral comprehension with the help of various speech related activities Learn to communicate effectively using meaningful sentences
NOVEMBER 	<ul style="list-style-type: none"> Writing U-Z in upper case Introduction to 'u' vowel CVC words Sight Words- where Sentence writing 	<ul style="list-style-type: none"> Identify, read and write letters from A-X in upper case Read and write 'u' vowel CVC words Read Sight Words along with their effective


	<ul style="list-style-type: none"> • Stories -Read and Illustrate • Read aloud • Rhymes • Idiom- On cloud nine 	<ul style="list-style-type: none"> • usage while framing sentences • Understand and write simple sentences
DECEMBER	<ul style="list-style-type: none"> • Writing A-Z in uppercase • Reading and writing of 'u' vowel CVC words • Introduction to sight Words- what • Stories - Read and illustrate • Read Aloud • Rhymes • Idiom- Light up like a Christmas tree 	<ul style="list-style-type: none"> • Identify, read and write letters from A-Z in upper case • Learn the usage of vocabulary words to enhance literacy skills
JANUARY	<ul style="list-style-type: none"> • Picture composition • Recapitulation of Sight Words • Stories - Read and Illustrate • Upper case writing A-Z • Read Aloud • Rhymes • Idiom- Breath of fresh air 	<ul style="list-style-type: none"> • Comprehend a story and its various parts with the help of story narration and creation • Learn to participate actively in group discussions
FEBRUARY	<ul style="list-style-type: none"> • Picture composition • Sentence writing • Stories - Read and Illustrate • Recapitulation of Concepts 	<ul style="list-style-type: none"> • Develop public speaking skills • Recapitulation of all CVC words covered so far
MARCH	<ul style="list-style-type: none"> • Unseen Passage • Picture composition • Creative Writing • Recapitulation of all concepts covered so far 	<ul style="list-style-type: none"> • Comprehend the given passage and answer the questions • Observe the given picture and frame sentences • Share thoughts in coherent sentences on the given topic



HINDI
महीना
विषय
परिणाम


सत्र I		
अप्रैल और मई 	<ul style="list-style-type: none"> व, ब, क, लिखना और बोलना कविताएँ - राइम चाइम्स पुस्तिका 	<ul style="list-style-type: none"> हिंदी में रुचि विकसित करने के लिए सरल गीत और कहानियों पर विचार करने की क्षमता को विकसित करना। समझने, पहचानने और लिखने के की रुचि विकसित करना।
जुलाई	<ul style="list-style-type: none"> व्यंजन लड़ी का मौखिक अभ्यास र, स, श न, लिखना और बोलना दो अक्षर के शब्द कविताएँ - राइम चाइम्स पुस्तिका 	<ul style="list-style-type: none"> सही प्रारूप के साथ व्यंजन लिखना। दो व्यंजन से बने शब्दों के साथ शब्दावली विकसित करना। मौखिक समझ और मौखिक भाषा कौशल को बढ़ाने के रुचि को विकसित करना।
अगस्त	<ul style="list-style-type: none"> व्यंजन लड़ी का मौखिक अभ्यास ग, म, भ, य, लिखना और बोलना दो अक्षर के शब्द कविताएँ - राइम चाइम्स पुस्तिका 	<ul style="list-style-type: none"> व्यंजन की पहचान और उनसे संबंधित शब्दावली शब्दों को बोलना और समझना व्यंजन लड़ी का मौखिक अभ्यास एवं सही उच्चारण सीखना।
सत्र II		
सितंबर 	<ul style="list-style-type: none"> व्यंजन लड़ी का मौखिक अभ्यास थ, ख, त, ल, प, लिखना और बोलना दो अक्षर के शब्द हिंदी दिवस 	<ul style="list-style-type: none"> हाव-भाव तथा उच्चारण के साथ व्यंजन को स्पष्ट बोलना और पढ़ना। दो अक्षर वाले शब्दों को लिखना और पढ़ना।
अक्टूबर	<ul style="list-style-type: none"> व्यंजन लड़ी का मौखिक अभ्यास ष, फ, ज च, लिखना और बोलना पंचम वर्ण का मौखिक परिचय- ड, ज, ण वाक्य रचना कविताएँ - राइम चाइम्स पुस्तिका 	<ul style="list-style-type: none"> व्यंजन से सम्बंधित शब्दावली को पढ़ना और लिखना। समझ और व्यक्तित्व कौशल का विकास।
नवंबर	<ul style="list-style-type: none"> वर्णमाला का मौखिक अभ्यास घ, ध, छ, ट, ठ संयुक्त व्यंजन का मौखिक परिचय- क्ष, त्र, ज्ञ, श्र 	<ul style="list-style-type: none"> व्यंजन को पहचानना और विभिन्न शब्दावली वाले शब्दों को उनके साथ जोड़ना। बिना मात्रा से छोटे वाक्यों को पढ़ना सीखना।

	<ul style="list-style-type: none"> कविताएँ - राइम चाइम्स पुस्तिका 	
दिसंबर 	<ul style="list-style-type: none"> वर्णमाला का मौखिक अभ्यास द, ठ, ड, लिखना और बोलना लिखना और बोलना पठन कौशल- अ, आ स्वर कविताएँ - राइम चाइम्स पुस्तिका 	<ul style="list-style-type: none"> व्यंजन से सम्बंधित शब्दावली को पढ़ना और लिखना। स्वरों को पढ़ना तथा स्वर से संबंधित शब्दावली मौखिक बोलना।
जनवरी	<ul style="list-style-type: none"> झ, ह लिखना और बोलना पठन कौशल- इ, ई, उ, ऊ, ऋ स्वर कविताएँ - राइम चाइम्स पुस्तिका 	<ul style="list-style-type: none"> हाव-भाव तथा उच्चारण के साथ व्यंजन को स्पष्ट बोलना और पढ़ना। स्वरों को पहचानना, पढ़ना और बोलना।
फरवरी	<ul style="list-style-type: none"> पठन कौशल- ए, ऐ, ओ, औ पहचान- अं, अः सरल शब्दों के साथ वाक्य लेखन की पुनरावृत्ति वर्णमाला का मौखिक अभ्यास मौखिक समझ 	<ul style="list-style-type: none"> बिना मात्रा से छोटे वाक्यों को पढ़ना और लिखना सीखा। भाषा को समझने और लिखने के लिए एक मज़बूत नींव प्रदान करना।
मार्च	<ul style="list-style-type: none"> सभी विषयों की पुनरावृत्ति 	

MATH

MONTH	TOPICS	LEARNING OUTCOMES
TERM I		
APRIL/MAY	<ul style="list-style-type: none"> Pre-number concepts Big and Small Patterns 2D shapes Quantification of Numbers 1-20 Forward counting 1- 40 Backward counting 20-1 Tens and Ones (Introduction to place value) After, Before and In-Between numbers (1- 30) Rhyme – Shapes Everywhere 	<p>Learners will be able to:</p> <ul style="list-style-type: none"> Understand the sequencing of numbers Learn to write and identify numbers Quantify numbers Understand the place value of the numbers Develop logical and reasoning skills <div style="text-align: center;">  </div>

JULY	<ul style="list-style-type: none"> Pre-number concepts Front/Behind, More /Less Forward counting 1-50 Backward counting 30- 1 3D shape - Cone After, Before and In-Between numbers Tens and Ones 	<ul style="list-style-type: none"> Learn to identify and recognize the number pattern, similarities and differences between shapes Understand the sequence of numbers and apply the knowledge in counting the numbers, forward and backward
AUGUST	<ul style="list-style-type: none"> Pre-number concepts – Up/Down and Tall /Short Forward counting 1-60 Backward counting 40- 1 3D shape – Cube Tens and Ones After, Before and In-Between numbers Introduction to Number Names song 	<ul style="list-style-type: none"> Augment the confidence, speed and accuracy while applying mathematical concepts Distinguish between 2D and 3 D shapes and its features Recognize 3D shapes and the correlation of the similar objects in their surrounding
SEPTEMBER	<ul style="list-style-type: none"> Pre-number concepts-One/Many Forward counting 1-80 Backward counting 50- 1 3D shape - Sphere After, Before and In-Between numbers Tens and Ones Number Names 	<ul style="list-style-type: none"> Develop conceptual understanding through hands-on activities Learn about shapes in the surrounding and relate them with real life objects Demonstrate understanding of place value and the difference between Tens and Ones
TERM II		
OCTOBER	<ul style="list-style-type: none"> Forward counting 1-99 Backward counting 60- 1 3D shape - Cylinder After, Before and In-Between numbers Tens and Ones Number Names Concept of Greater than, less than and Is equal to 	<ul style="list-style-type: none"> Differentiate between the Pre-Number concepts, such as- less, small, few and the words greater, bigger and more Identify different shapes in their surroundings and analyse their structure and form
NOVEMBER	<ul style="list-style-type: none"> Recap of Forward counting 1-99 Introduction to Addition 3D Shape – Cuboid Tens and Ones Number Names Recap of Concept of Greater than, Lesser than and Is equal to 	<ul style="list-style-type: none"> Develop fine motor skill and eye-hand coordination through hand dexterity activities Understand the concept of addition and identify the symbol used for addition <div style="text-align: right;">   </div>

DECEMBER	<ul style="list-style-type: none"> Recap of Forward counting 1-99 Addition- Number Line Single Digit Addition Shape - Pentagon Number Names Special Days – National Math Day 	<ul style="list-style-type: none"> Develop the skill to perform various mental math operations 
JANUARY	<ul style="list-style-type: none"> Recap of Forward counting 1-99 Addition- Number Line Single Digit Addition Shape - Pentagon Number names Concept of Day and Night Skip Counting by 10's 	<ul style="list-style-type: none"> Compare and contrast between Day and Night and learn to identify the hours spent in school during the day
FEBRUARY	<ul style="list-style-type: none"> Introduction to Subtraction Picture story Number Line Subtraction Number Names 	<ul style="list-style-type: none"> Understand the concept of Subtraction and the symbols used for the same Comprehend the difference between addition and subtraction and exhibit the learning through application
MARCH	<ul style="list-style-type: none"> Recapitulation of all topics 	<ul style="list-style-type: none"> Recall all concepts covered during the academic year